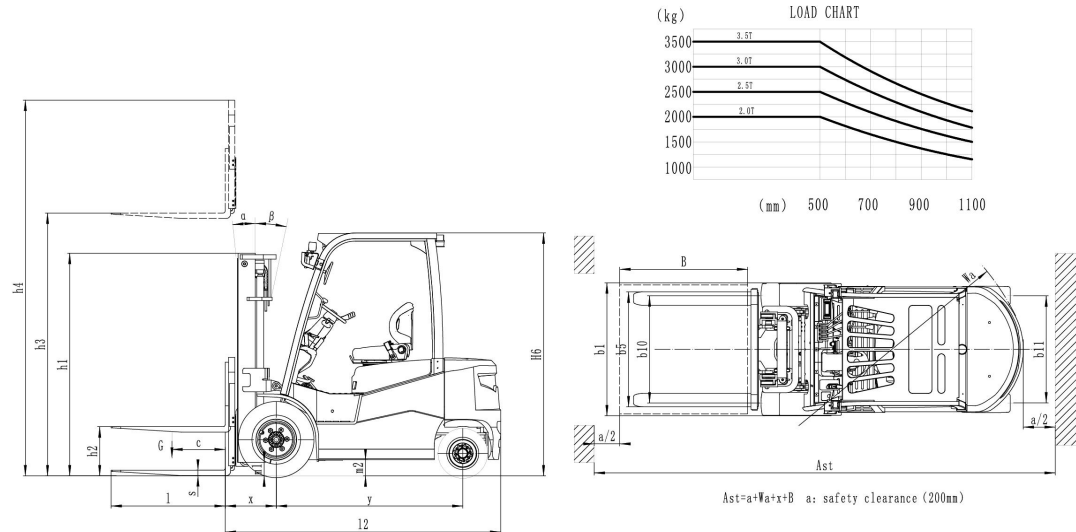


V SERIES LI-ION BATTERY FORKLIFT SPECIFICATIONS

Characteristics	1	UN								
		FB20-LVZN	FB20-LVZH	FB25-LVZN	FB25-LVZH	FB30-LVZN	FB30-LVZH	FB35-LVZN	FB35-LVZH	
2 Model		Electric	Electric	Electric	Electric	Electric	Electric	Electric	Electric	
3 Drive		Seated	Seated	Seated	Seated	Seated	Seated	Seated	Seated	
4 Operator type		2000	2000	2500	2500	3000	3000	3500	3500	
5 Load capacity /rated load	Q(kg)	500	500	500	500	500	500	500	500	
6 Load center	c(mm)	460	460	460	460	475	475	480	480	
7 Front Overhang (wheel center to fork face)	x(mm)	1620	1620	1620	1620	1750	1750	1750	1750	
8 Wheelbase	y(mm)	3500	3500	3880	3930	4430	4455	4900	4925	
9 Total Weight	kg	4910/590	4930/620	5700/680	5720/710	6635/795	6645/810	7505/895	7515/910	
10 Weight Distribution Full Load (front/rear)	kg	1720/1780	1740/1810	1710/2170	1730/2200	1955/2475	1945/2490	2040/2860	2050/2875	
11 Weight Distribution No Load (front/rear)	kg	pneumatic	pneumatic	pneumatic	pneumatic	pneumatic	pneumatic	superelastic	superelastic	
12 Tyres		7.00-12-12PR	7.00-12-12PR	7.00-12-12PR	7.00-12-12PR	28x9-15-12PR	28x9-15-12PR	28x9-15	28x9-15	
13 Tyre size (Front x 2)		18x7-8-14PR	18x7-8-14PR	18x7-8-14PR	18x7-8-14PR	18x7-8-14PR	18x7-8-14PR	18x7-8	18x7-8	
14 Tyre size (Rear x 2)		b10(mm)	980	980	980	1000	1000	1000	1000	
15 Front tread		b11(mm)	970	970	970	970	990	990	990	
16 Rear tread		a/β(°)	6°/12°	6°/12°	6°/12°	6°/12°	6°/12°	6°/12°	6°/12°	
17 Tilt of mast/fork carriage forward/backward		h1(mm)	2055	2055	2055	2070	2070	2070	2070	
18 Mast lowered height		h2(mm)	140	140	140	145	145	150	150	
19 Free lift height		h3(mm)	3000	3000	3000	3000	3000	3000	3000	
20 Rated lift height		h4(mm)	4070	4070	4070	4070	4070	4070	4070	
21 Mast extended height (With backrest)		h5(mm)	2245	2245	2245	2245	2265	2265	2265	
22 Overhead guard height		l2(mm)	2415	2415	2415	2415	2580	2580	2580	
23 Length to face of fork (Without fork)		b1(mm)	1180	1180	1180	1180	1225	1225	1225	
24 Overall width		v/e/s(mm)	1070x120x40	1070x120x40	1070x120x40	1070x125x45	1070x125x45	1070x125x50	1070x125x50	
25 Fork size (Lxexs)		bs(mm)	245/1030	245/1030	245/1030	245/1030	250/1075	250/1075	250/1075	
26 Distance between fork-arms		m1(mm)	120	120	120	130	130	130	130	
27 Ground clearance (Laden,below mast)		m2(mm)	135	135	135	135	155	155	155	
28 Ground clearance (Centre of wheelbase)		As1(mm)	3825	3825	3825	3825	4005	4005	4010	
29 Aisle width for pallets 1000x1200 crossways		As2(mm)	4025	4025	4025	4025	4205	4205	4210	
30 Aisle width for pallets 800x1200 lengthways		Wa(mm)	2165	2165	2165	2165	2330	2330	2330	
31 Turning radius (Outside)		km/h	14	14	14	14	14	14	17	
32 Travel speed (Full load)		km/h	15	19	15	19	15	15	18	
33 Travel speed (No load)		mm/s	350	440	350	440	390	340	390	
34 Lifting speed (Full load)		mm/s	490	560	490	560	450	450	540	
35 Lifting speed (No load)		%	15	19	15	19	15	15	19	
36 Max.Gradeability (Full load)		%	15	20	15	20	15	15	20	
37 Max.Gradeability (No load)		N	16500	16500	19000	19000	17500	21500	21500	
38 Max.Drawbar pull (laden/unladen)			Hydraulic	Hydraulic	Hydraulic	Hydraulic	Hydraulic	Hydraulic	Hydraulic	
39 Service brake			Mechanical	Mechanical	Mechanical	Mechanical	Mechanical	Mechanical	Mechanical	
40 Parking brake		kw	15	16.6	15	16.6	15	15	16.6	
41 Drive motor rating S2-60min		kw	21	25.5	21	25.5	21	21	25.5	
42 Lift motor rating at S3-15min		V/Ah	76.8V/304Ah	76.8V/304Ah	76.8V/304Ah	76.8V/304Ah	76.8V/304Ah	76.8V/304Ah	76.8V/304Ah	
43 Battery voltage, nominal capacity			MOS/AC	MOS/AC	MOS/AC	MOS/AC	MOS/AC	MOS/AC	MOS/AC	
44 Type of drive control			ZAPI	ZAPI	ZAPI	ZAPI	ZAPI	ZAPI	ZAPI	
45 Manufacturer		Mpa	17.5	17.5	17.5	17.5	17.5	17.5	17.5	
46 Operating pressure (For attachments)										

Specifications and characteristics are subject to change without notice. Please contact us for detailed information.



2.0-2.5t MAST SPECIFICATIONS & RATED CAPACITIES

Mast Type	Mast Name	Max. Fork Height (mm)	Load Capacity (kg)		Overall Height (mm)			Free Lift (mm)		Tilt Angle (Single)	Total Weight (kg)	
					Lowered	Extended		Without Backrest	With Backrest		2.0t	2.5t
			Without Backrest	With Backrest		Without Backrest	With Backrest					
Wide View Mast	M270	2700	2000	2500	1905	3280	3770	140	140	6-12	3460	3840
	M300	3000	2000	2500	2055	3580	4070	140	140	6-12	3500	3880
	M330	3300	2000	2500	2205	3880	4370	140	140	6-12	3525	3905
	M350	3500	2000	2500	2305	4080	4570	140	140	6-12	3545	3925
	M370	3700	2000	2500	2405	4280	4770	140	140	6-12	3560	3940
	M400	4000	1950	2400	2405	4580	5070	140	140	6-6	3630	4010
	M430	4300	1850	2200	2755	4880	5370	140	140	6-6	3655	4035
	M450	4500	1800	2250	2855	5080	5570	140	140	6-6	3675	4055
	M470	4700	1700	1850	2955	5280	5770	140	140	6-6	3695	4075
	M500	5000	1600	1700	3155	5580	6070	140	140	6-6	3740	4140
2-Stage Full Free Wide View Mast	FM270	2700	2000	2500	1920	3255	3718	1300	857	6-12	3530	3910
	FM300	3000	2000	2500	2070	3605	4068	1400	1007	6-12	3565	3945
	FM330	3300	2000	2500	2220	3955	4418	1620	1157	6-12	3590	3970
	FM350	3500	2000	2500	2320	4105	4568	1720	1257	6-12	3605	3985
	FM370	3700	2000	2500	2420	4255	4718	1800	1357	6-6	3625	4005
	FM400	4000	1900	2350	2670	4605	5068	2000	1607	6-6	3705	4085
	TFM400	4000	1900	2350	1995	4655	5070	1340	990	6-6	3740	4120
	TFM430	4300	1800	2250	2095	4955	5370	1440	1090	6-6	3765	4145
	TFM450	4500	1700	2150	2145	5155	5570	1540	1140	6-6	3780	4160
	TFM480	4800	1600	2000	2245	5455	5870	1640	1240	6-6	3810	4190
3-Stage Full Free Wide View Mast	TFM500	5000	1500	1900	2295	5655	6070	1740	1290	6-6	3820	4200
	TFM550	5500	1200	1350	2495	6155	6570	1840	1490	3-6	3875	4255
	TFM600	6000	900	1000	2695	6755	7170	2040	1690	3-6	3960	4340

Note:With side shifter, load capacity subtract 200kg.

3.0-3.5t MAST SPECIFICATIONS & RATED CAPACITIES

Mast Type	Mast Name	Max. Fork Height (mm)	Load Capacity (kg)		Overall Height (mm)			Free Lift (mm)		Tilt Angle (Single)	Total Weight (kg)	
					Lowered	Extended		Without Backrest	With Backrest		3.0t	3.5t
			Without Backrest	With Backrest		Without Backrest	With Backrest					
Wide View Mast	M270	2700	3000	3500	1920	3290	3770	145/150	145/150	6-12	4390	4865
	M300	3000	3000	3500	2070	3590	4070	145/150	145/150	6-12	4430	4900
	M330	3300	3000	3500	2220	3890	4370	145/150	145/150	6-12	4445	4920
	M350	3500	3000	3500	2320	4090	4570	145/150	145/150	6-12	4460	4935
	M370	3700	3000	3500	2420	4290	4770	145/150	145/150	6-12	4480	4950
	M400	4000	3000	3500	2620	4590	5070	145/150	145/150	6-6	4545	5020
	M430	4300	2800	3250	2770	4890	5370	145/150	145/150	6-6	4585	5060
	M450	4500	2700	3050	2870	5090	5570	145/150	145/150	6-6	4605	5080
	M470	4700	2400	2650	2970	5290	5770	145/150	145/150	6-6	4625	5100
	M500	5000	2300	2500	3170	5590	6070	145/150	145/150	6-6	4690	5165
2-Stage Full Free Wide View Mast	M550	5500	1800	2000	3420	6090	6570	145/150	145/150	3-6	4740	5210
	M600	6000	1350	1500	3670	6590	7070	145/150	145/150	3-6	4760	5235
	TFM270	2700	3000	3500	1920	3240	3715	1232	757	6-12	4465	4940
	TFM300	3000	3000	3500	2070	3590	4065	1382	907	6-12	4500	4975
	TFM330	3300	3000	3500	2220	3940	4415	1532	1057	6-12	4530	5005
	TFM350	3500	3000	3500	2320	4090	4565	1632	1157	6-12	4550	5025
	TFM370	3700	3000	3500	2420	4240	4715	1732	1257	6-6	4565	5040
	TFM400	4000	2900	3450	2670	4590	5065	1982	1507	6-6	4650	5125
	TFM430	4300	2800	3200	2110	5020	5410	1445	1055	6-6	4720	5195
	TFM450	4500	2650	2900	2160	5200	5610	1520	1105	6-6	4730	5205
3-Stage Full Free Wide View Mast	TFM480	4800	2600	2700	2260	5500	5910	1620	1205	6-6	4765	5240
	TFM500	5000	2400	2550	2310	5700	6110	1670	1255	6-6	4790	5270
	TFM550	5500	2100	2200	2510	6220	6610	1845	1455	3-6	4835	5310
	TFM600	6000	1200	1400	2710	6820	7210	2045	16			

V SERIES LITHIUM-ION FORKLIFT

Capacity 2,000 to 3,500kg



UN V Series Lithium-ion Forklift — the Second Generation Lithium-ion Forklift with brand new design. This new forklift adopts innovative and reliable lithium battery with CATL cell technology, Italy imported ZAPI controller and full AC motors. The combination of super performance and durability makes it a perfect replacement of IC forklift.

This new energy forklift will meet all your imaginations by its superiorities such as long working hours, high performance, zero emission, low maintenance and operation costs. This new model is proudly named "CAPTAIN". It's expected to dominate the future electric forklift market and lead the whole UN Forklift fleet to success like a captain.

MORE CONVENIENT

STRONGER

INDOOR & OUTDOOR

FASTER

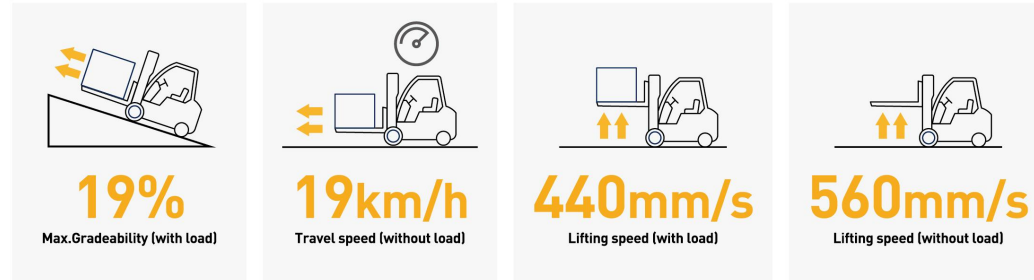
SAFER

**REPLACEMENT
OF IC FORKLIFT**



SUPER PERFORMANCE & HIGH EFFICIENCY

- Faster speed of travelling, lifting and lowering turns to the great productivity.
- Strong gradeability.



Note: the data displaced are all based on the model FB25-LVZH, And data for other trucks are shown in the table of technical parameters.

- Robust&enhanced structure with IC forklift type axle and mast make it safer and more reliable for heavy-duty applications.
- Well allocated ventilation & cooling system for the motor and battery BMS system, which are suitable for persistent long working hours conditions.



Cooling system



Outdoor (all weather & rough area):

This Captain forklift is considered as a perfect replacement of IC forklift with its super performance, strengthened structure, high ground clearance, IP54 waterproof and dustproof.



Indoor:

This Captain forklift can replace the traditional electric forklift inside the warehouse with more comfortable operation. The whole vehicle can be operated alternately in -20°C cold storage.

Multi-shifts design- Side swapping battery:


This Captain forklift adopts the side-swapping of battery pack function, which can easily replace the battery pack in a few minutes and save time.



COMFORT AND ERGONOMICS

New designed wide view mast provides with super visibility.

5% WIDER



Advanced and scientifically layout dashboard: The LED screen faces towards the operator at a comfortable angle

Specially molded boarding pedal

USB power supply design, more convenient for mobile devices charging

Wider operation space, 50% larger operation space than traditional electric forklift, which is as large as IC forklift.

50% LARGER

ADVANTAGES OF LITHIUM BATTERY TECHNOLOGY



5 YEARS WARRANTY

5-year battery warranty, about 4000 times long life cycle



Fully charged in about two hours, and can be charged to 80% in 1.5 hours



Longer service life and lower maintenance compared with lead-acid batteries



Maintenance-free with no odour from gases or battery acidification



Charging can be interrupted at anytime

BATTERY (EVE CELL)

BATTERY MODEL	76.8V/230AH	76.8V/280AH	76.8V/304AH	77.28V/346AH	76.8V/460AH	76.8V/560AH	76.8V/608AH
FB20-LVZN	●	★	★	★	★	×	×
FB25-LVZN	●	★	★	★	★	×	×
FB20-LVZH	×	×	●	★	★	×	×
FB25-LVZH	×	×	●	★	★	×	×
FB30-LVZN	×	●	★	★	★	★	★
FB35-LVZN	×	●	★	★	★	★	★
FB30-LVZH	×	×	●	★	★	★	★
FB35-LVZH	×	×	●	★	★	★	★

● Standard ★ Optional × Not Available

Charger:REMA PLUG and GUN PLUG are available for all batteries.

Standard:80V/100A REMA Plug

Optional:80V/100A-200A REMA PLUG 80V/100A-150A-200A GUN PLUG

SAFE & EASY MAINTENANCE




Anti-slip function on hill and optional OPS function will make the operation safer. In addition, the low gravity center of forklifts reduces the tipping risks.



BMS provide protection of:

- Overcharge
- Overdischarge
- Overtemperature
- Overcurrent
- Short circuit

Integrated BMS continually monitors battery system and ensures safe operation.



Big open angle of the hood supports a better access to main parts.



ZAPI controller equipped with large colorful LED screen brings excellent visibility and more clear reading;

The CAN-bus helps operators monitor the forklift all the time.



Maintenance-free for lithium-ion battery, and side-swapping of battery pack for easy battery replacement.



Internal components are protected with fully-sealed hood, and equipped with IP54 waterproof and dustproof.