



UN FORKLIFT

# FE SERIES

4-WHEEL  
ELECTRIC FORKLIFT  
(LEAD ACID & LI-ION BATTERY)

CAPACITY 1.5-3.5 TON



## ZHEJIANG UN FORKLIFT CO.,LTD.

ADDRESS: NO.1,ROAD ONE,XINDENG NEW DISTRICT,FUYANG,  
HANGZHOU,ZHEJIANG 311404,CHINA

TEL: +86-571-8688 8355 (AMERICA)

+86-571-8886 9363 (EUROPE)

+86-571-8688 8377 (ASIA, AFRICA, OCEANIA)

E-MAIL: info@unforklift.com

PARTS INQUIRY: parts@unforklift.com

[www.unforklift.com](http://www.unforklift.com)



CAPACITY 1.5-3.5 TON

# FE SERIES | 4-WHEEL ELECTRIC FORKLIFT

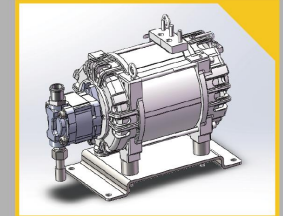
FE Series 4-wheel electric forklift (Capacity:1.5-3.5T) is a fully upgraded model developed on the basis of the original V Series. This series is built for strength and durability. Designed to withstand the toughest environments, both indoors and outdoors. The compact, agile design for easy manoeuvring in tight space.



## HIGH PERFORMANCE



The drive motor adopts an H-type parallel arrangement with good stability.



Equipped with a high-power hydraulic pump motor & a low-noise, high-displacement pump, significantly enhances lifting speed.



Outstanding tight-turn performance for effective warehouse operations.



**Steering Axle:**  
 Cast axle body with a 30% increase in strength.  
 Tapered roller bearings to enhance load capacity and durability.  
 High-mounted design enhances stability and safety.



Featuring a load-sensing steering gear, increasing the lift speed.



Multiple speed modes can be freely selected based on working conditions, enhancing efficiency.

## Lead-Acid Lithium Battery Solutions

### Lead-Acid

- Proven Reliability
- Cost-Effective
- Easy Maintenance
- Suitable for Multi-Shift Operations

### Lithium Battery

- High Efficiency & Fast Charging
- Longer Lifespan
- Maintenance-Free
- Energy-Saving & Eco-Friendly
- Charging heating function ( -20°C)



## BATTERY & CHARGER

Model	Capacity	Charger	Model	Capacity	Charger
Lead Acid			Li-ion		
FB15-18-FENQZD	48V/425AH	48V/60A REMA Plug	FB15-18-FENLZD	80V/125AH	80V/35A REMA Plug
	48V/450AH	48V/70A REMA Plug		80V/150AH	80V/65A REMA Plug
	48V/500AH	48V/70A REMA Plug		80V/173AH	80V/65A REMA Plug
FB20-XFENQZD	48V/550AH	48V/80A REMA Plug	FB20-XFENLZD	80V/230AH	80V/100A REMA Plug
	48V/450AH	48V/70A REMA Plug	80V/346AH	80V/100A REMA Plug	
	48V/500AH	48V/70A REMA Plug			
FB20-XFENQZD	48V/550AH	48V/80A REMA Plug			
	48V/525AH	48V/70AREMA Plug	FB20-FE1NLZC	80V/150AH	80V/65A REMA Plug
	48V/600AH	48V/80A REMA Plug		80V/230AH	80V/100A REMA Plug
48V/700AH	48V/100A REMA Plug	80V/280AH		80V/100A REMA Plug	
FB20-FENQZC	48V/770AH	48V/110A REMA Plug	80V/346AH	80V/100A REMA Plug	
			80V/460AH	80V/200A REMA Plug	
			80V/600AH	48V/80A REMA Plug	
FB25-FENQZC	48V/700AH	48V/100A REMA Plug	FB25-FE1NLZC	80V/150AH	80V/65A REMA Plug
	48V/770AH	48V/110A REMA Plug		80V/230AH	80V/100A REMA Plug
				80V/280AH	80V/100A REMA Plug
FB30-35-FENQZC			80V/346AH	80V/100A REMA Plug	
	80V/400AH	80V/60A REMA Plug	80V/460AH	80V/200A REMA Plug	
	80V/480AH	80V/70A REMA Plug	80V/280AH	80V/100A REMA Plug	
	80V/560AH	80V/80A REMA Plug	80V/304AH	80V/100A REMA Plug	
			80V/346AH	80V/100A REMA Plug	
			80V/460AH	80V/200A REMA Plug	
			80V/560AH	80V/200A REMA Plug	
			80V/620AH	80V/200A REMA Plug	

### SAFETY & RELIABILITY



Anti-slip function.



Robust Stamped OHG.



Wide view mast.



LED lights.



Hanging foot brake achieve smooth braking and reduce vibrations.




Proportional lifting function allowing for precise lifting of the cargo.



Turning speed deceleration function reduces the risk of tipping over in corners.

### SUPERIOR ERGONOMICS



Adopt new ratchet-type handbrake, reducing the operating force.

Optional finger-tip control system ensures a superior driving experience.



The adjustable seat, allowing the operator to select the optimal driving position.



Fully enclosed instrument console greatly expand legroom.

The ergonomically designed adjustable steering wheel enhances comfort.

Multi-function color screen instrument provides key information of forklift.




USB & TYPE C for mobile devices.

### EASY MAINTENANCE



Fully opening engine cover for easy maintenance of the battery and hydraulic pump motor.



Tool-free removable floor plate for easy maintenance of the drive motor and DCDC, etc.



Fully opening electrical control cover for easy maintenance of electric controls and fuses.

